

גְבוּרָה

G'VURAH CHALLENGE #1

G'vurah Origin Stories

- **G'vurah** means **strength or power**. Your actions and strengths have the power to make a difference in the world around you. Seeing others use their *g'vurah* can inspire you to find your own and use it too!



- Let's find out the **origin stories** of some Jewish heroes! Watch this video to get started and understand what an origin story is all about: <https://tinyurl.com/y3sjm7kd>

- Next, pick from the 4 **Jewish heroes** below. Watch at least 2 of the videos to meet these heroes.
- Then, continue on page 2.

ABRAHAM



<https://tinyurl.com/y6g4rxqy>

HANUKKAH HERO



<https://tinyurl.com/qbnpg6q>

RABBI AKIVA



<https://tinyurl.com/yyfprkvp>

GOLDA MEIR



<https://tinyurl.com/y52tuq4g>




INSTRUCTIONS: Pick one of the Jewish heroes on page 1 and turn them into a *g'vurah* superhero! Note their *g'vurah*, their source of inspiration, their weakness, and a conflict they experienced. Turn the figure below into your hero! **[If you can't print, use this example to make your own on a piece of paper.]**

THE ORIGIN STORY OF

G'VURAH
(STRENGTH/POWER)

INSPIRATION



CONFLICT

WEAKNESS

A GREAT JEWISH HERO

גְבוּרָה

G'VURAH CHALLENGE #2

Let's start making your comic book!
You are a *g'vurah* hero!

- 1) In each of the corners of the *Magen David* (Jewish star) on page 2, write one way that you have *g'vurah* - your powers and strengths!
- 2) Draw yourself in the middle of the *Magen David* as a superhero!

EXAMPLE:



- 3) Then, complete your comic book cover (page 2)!
- 4) Finally, share a photo on Flipgrid!

Flipgrid



INSTRUCTIONS: Make your own comic book cover! List your own *g'vurah* - your strengths and powers - in each point of the *Magen David*. Draw yourself as a *g'vurah* hero in the middle! Finally, decorate your comic book cover page! [If you can't print, use this example to make your own on a piece of paper.]

THE ADVENTURES OF

גבורה!



ISSUE
#1948

5 SHEKELS

ב.ז.מ.

Watch this
G'VURAH HERO use their
strength for good!

גְבוּרָה

G'VURAH CHALLENGE #3

Part 1 of The *G'vurah* Adventure

Your *g'vurah* hero is in trouble! Combine your own *g'vurah* with that of your Jewish hero from week #1. You will team up to solve a conflict together, using your *g'vurah*!

- 1 Visit this website to find out the conflict that your *g'vurah* hero is faced with this time!

<https://tinyurl.com/y49vjb8u>



- 2 On your Part 1 comic strip, introduce the setting, the hero, and the conflict.
- 3 Then, YOU enter the scene to team up and save the day!



To create your story, you could draw the comic book or use cut-out images from newspapers, magazines, etc.

[IF YOU CAN'T PRINT, USE PAGE 2 AS AN EXAMPLE TO MAKE YOUR OWN COMIC STRIP]



PART 1

**ONCE UPON A TIME
IN A FAR AWAY LAND...**

**THERE WAS
A G'VURAH HERO...**


**WHO WAS FACED WITH
A BIG CONFLICT...**

**SUDDENLY, _____
ARRIVED TO HELP!**

TOGETHER, THEY USED THEIR G'VURAH!

AND SAVED THE DAY!!!!

Extra things you could cut out to use on your comic book!
Or use these as inspiration to draw your own!



גְבוּרָה

G'VURAH CHALLENGE #4

Part 2 of The G'vurah Adventure

In Part 2 of your comic book, show how you and your *g'vurah* hero could work together to solve another conflict!

Make Part 2:

- 1 imagine a big conflict (encounter a new situation or introduce a villain)
- 2 set the scene and characters
- 3 introduce the conflict
- 4 work through and solve the conflict






Share: Snap a photo of your favorite segment and post on Flipgrid!

Flipgrid

[IF YOU CAN'T PRINT, USE PAGE 2 AS AN EXAMPLE TO MAKE YOUR OWN COMIC STRIP!]



PART 2



גְבוּרָה

G'VURAH CHALLENGE #5

Finish and Share Your Comic Book!

In Part 3 of your comic book, consider how you as a solo superhero can use your *g'vurah* for good!

Make Part 2:

- 1 imagine a way you could use your *g'vurah* for yourself or for others.
- 2 set the scene
- 3 introduce a conflict
- 4 work through and solve the conflict using your *g'vurah*



Share:

Take photos of your entire comic book to share for others to read on Flipgrid.

Flipgrid

[IF YOU CAN'T PRINT, USE PAGE 2 AS AN EXAMPLE TO MAKE YOUR OWN COMIC STRIP]



PART 3

