

TON HESED

Challenge #1 DISCOVER

Collect FAMILY STORIES of hesed

- THINK about family stories you already know
- ASK your family to share stories
- LOOK through family photos to find acts of hesed caught on camera

Create your HESED TREE



1 Make a Tree:

- **3D** Option: use found or recycled materials to create a tree (like plastic, foam or cardboard)
- **2D** Option: draw the outline of a big tree on paper

2 Your Leaves:

- On the leaves, write words that remind you of each story from your family.

*Who did the act of hesed? What did they do? Who did they help?
What inspired them?*



3 Your Roots & Trunk:

- Gather some family members to consider the stories on the leaves.

What acts of hesed are most important to your family? Do you see patterns? Are there acts of hesed you might want to try out together?

- Share the answers on the trunk of the tree.



Share a photo to Flipgrid, and then be sure to save your hesed tree for the upcoming challenges!

Flipgrid



תּוֹן

HESSED

Challenge #2

WONDER

How can we be inspired by acts of hesed from Jewish tradition?

What acts of hesed do we see around us today?

Get creative in making a 2D or 3D landscape, surrounding your hesed tree with the following:



CLOUDS that show your dreams and hopes for a world of hesed.

What acts of hesed do you dream of?



PLANTS & FLOWERS that show what others are already doing in your community.

What acts of hesed are planted around you?



THE SUN with light that shines on the world with hesed.

How is the world made brighter with hesed?

Then, post a photo of your landscape on Flipgrid.

Flipgrid





TON

HESSED

Challenge #3 EXPLORE

WHERE and WHEN is hesed needed in your community?



- 1 Pick an area of need** you want to learn more about.
 - Watch the 3 videos for one area of need (links on page 2). These videos will introduce you to people doing acts of hesed around the world.
- 2 Start growing a world of hesed!**
 - Use the example on page 3 to make a "seed packet" for the area of need you chose.
 - Name the "hesed plant" you want to grow and draw a picture of it.
 - Fold the paper into a seed packet. Tape or staple the sides but not the top.
 - Think about what you saw in the videos. On the back of the packet, make a list of the needs people have that match the area of need you chose.
 - On a separate piece of paper, start making a list of solutions - of ways to take care of people's needs. Put this paper into your packet.
 - Save your seed packet for next week!

Then, share a photo of your seed packet to Flipgrid.





Bikur Cholim (Visiting the Sick) is an important Jewish tradition we all can do, even if it is challenging or scary.

<https://tinyurl.com/yxnng2lg2>



Chai Lifeline provides joy and hope to children who are sick, and their families.

<https://tinyurl.com/y3kayema>



Hadassah Medical Clowns is a group of clowns who help make children's medical care more comfortable and fun at hospitals around Israel.

<https://tinyurl.com/yxmsw8ac>

[STOP AT 1:48]



JDC (Joint Distribution Committee) helps support Jewish communities and those in need all around the world.

<https://tinyurl.com/y58g1Zvo>



Birthday Wishes provides a birthday party for kids who otherwise would not have what they need to celebrate.


<https://tinyurl.com/y47wol5j>

[STOP AT 1:58]



Therapeutic Horseback Riding helps children with various disabilities to learn, grow and have fun!

<https://tinyurl.com/y3yvvaau>



HIAS works to support refugees, people who come to our country in search of safety and a new home.

<https://tinyurl.com/y3nxhr55>



The RAC (Religious Action Center) of Reform Judaism fights for the rights and freedoms of all people in our society, inspired by Jewish values.

<https://tinyurl.com/y2nmappj>



A Jewish family opened their home to host Faraj, a 21-year-old refugee from Syria. They helped him be able to live freely and happily.


<https://tinyurl.com/yxocj4g5>



My Seed Packet

Name of your Hesed Plant

Draw your Hesed Plant.



**GROW A WORLD
OF HESED**



NEEDS:


When trying to grow this plant, remember that people with this challenge need...

1

2

3

4





TOP HESED




Challenge #4 DESIGN

- 1 Remember:** Look back at your list of "Needs" on your seed packet. Pull out any notes you made about solutions or steps, and brainstorm even more.



- 2 Make your Seeds:** Use page 2 to create your seeds (your solutions to the needs). Your seeds will help grow a world of hesed!







- 3 Share a photo of your seeds to Flipgrid.**



Seeds ~ Your Solutions

Think about solutions to your area of need, and what steps are needed to take action. On each seed, write possible solutions to help grow a world of hesed. Cut them out. [If you can't print, use this as an example to make your own seeds.] For example: "I can send a card to a sick friend." or "I could participate in a march."





TOP
HESED

Challenge #5
ACT



Make a "Grower's Guide to Hesed" Video



Record a "Grower's Guide" video! Show off your seed packet and seeds to explain how your viewers could grow a world of hesed. Be sure to explain the area of need and the possible steps and solutions.



Inspire others to grow hesed! End your video by completing these sentence stems:

***I will** grow a world of hesed by*

***Together, we can** grow a world of hesed by*

Flipgrid

Share your video on FlipGrid to inspire others.

